

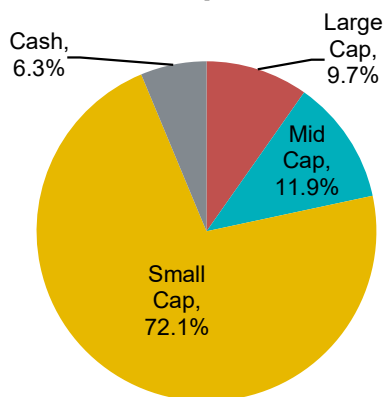
Commentary

A catalyst is great, but when a stock gets cheap enough we can live without one. We recently looked at how the chemicals business, Synthomer, had jumped 80% on little news (now +110%). This month it was the turn of the specialist media company, Future plc (FUTR), which we discussed in December ('the shares could double and still be cheap versus comparable businesses'). FUTR's 1H numbers showed operational performance was in-line with broker expectations, while strong cashflow allowed management to top-up the share buy-back programme. In response, the shares returned 60% in the month. Meanwhile, the power supply manufacturer, XP Power, which we added to the portfolio in March, rose 38% this month, on news that management had rejected a series of takeover bids. Despite some strong moves UK Valueland, our 'To Do' list - which includes the reviled, the beaten-up and the left-for-dead - is abundant.

Top Ten Holdings

1	Future	6.3%
2	Enquest	6.3%
3	Marston's	6.0%
4	Costain Group	5.8%
5	TT Electronics	5.3%
6	Somero Enterprises	4.9%
7	Eurocell	4.6%
8	Int'l Personal Finance	4.2%
9	WPP	4.2%
10	Synthomer	4.1%
TOTAL		51.8%

Portfolio by Size



Small Cap below £500m,
Mid Cap from £500m to £3,000m,
Large Cap above £3,000m

Portfolio Characteristics

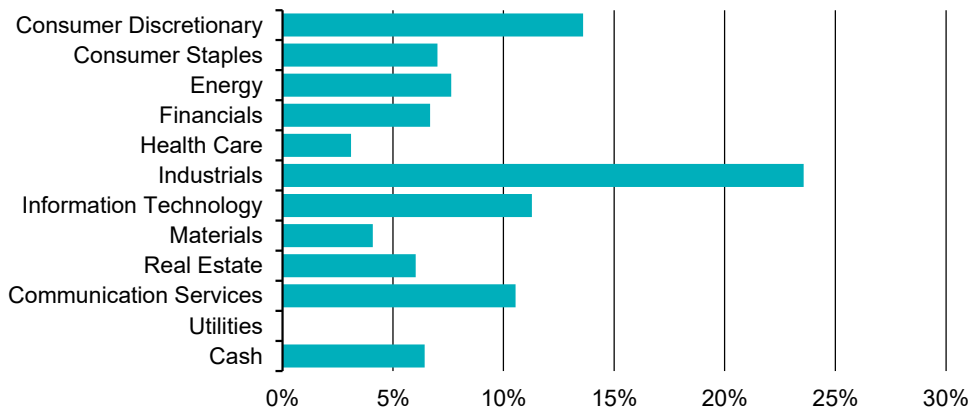
Holdings (ex cash) that:	
Trade at < TBV [†]	28.4%
Trade at < 10x P / E ^{††}	80.6%
Trade at > 10% FCFE yield [†]	50.4%
Have balance sheet net cash ^{†^}	27.2%

Key Facts

Structure	UK NURS OEIC
AUM	£18.1m
Class A / B price	156.9p / 156.4p
Manager holding	8.7%
Holdings	26
Launch date	3 October 2016
Share type	Net accumulation
Class A OCF / Performance fee*	0.45% / 20% versus benchmark** + HWM
Class B OCF / Performance fee*	0.90% / nil

[†] Last reported / ^{††} Consensus forecast
[^] Excluding IFRS16
* Refer to prospectus for full details
** MSCI UK IMI Net Dividends Reinvested

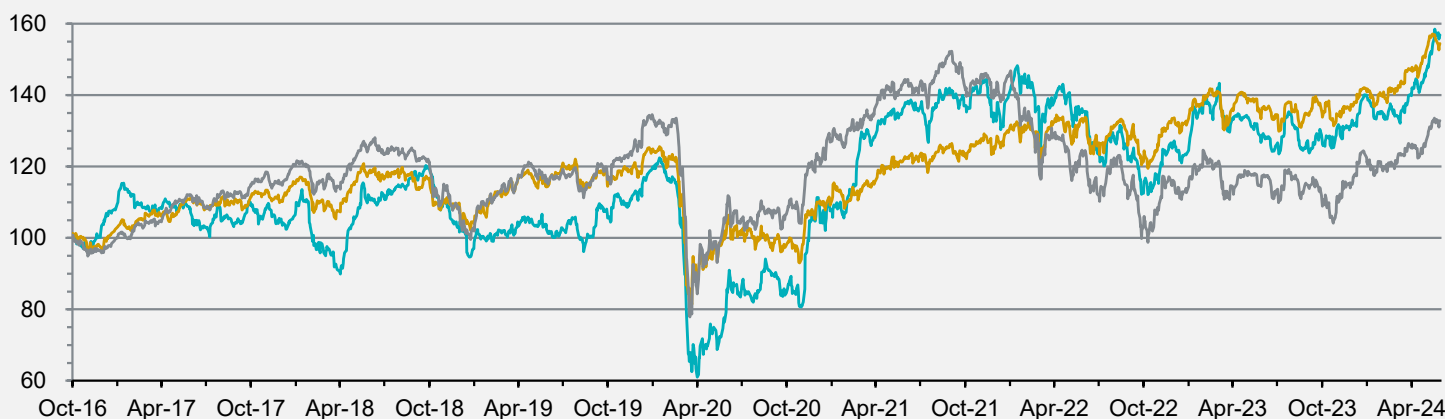
Portfolio by Sector



Performance

3 October 2016 – 31 May 2024

	1 m	6 m	1 y	3 y	5 y	Inception
Class A GBP Net Accumulation	7.5%	19.5%	23.8%	15.3%	53.2%	56.9%
MSCI UK IMI Net TR - rebased	2.4%	13.6%	15.8%	27.2%	35.2%	54.5%
MSCI UK Smallcap Net TR - rebased	5.7%	16.5%	16.1%	-7.1%	14.5%	32.8%



Past performance is not indicative of future results

Investment Objective

The investment objective of the Fund is to generate capital growth over the long term by typically investing at least 70% in a concentrated portfolio of UK listed equities. The Fund follows a value philosophy, looking for situations in which investors have overreacted to events and valuations no longer reflect company fundamentals. The best opportunities often are found after a period of disappointment has created emotional reasons not to invest. Every investment requires a clear catalyst, which impacts on earnings, or the multiple the market applies to those earnings.

Platforms

AJ Bell	Fidelity Adviser Solutions
Alliance Trust Savings	Fusion
Allfunds	Hargreaves Lansdown
Ascentric	Novia Global
Aviva	Quilter
Charles Stanley Direct	Raymond James
Cofunds	Transact
Embark	Valu-Trac Administration Services

Disclaimer

The information in this Report is presented by Cape Wrath Capital using all reasonable skill, care and diligence and has been obtained from or is based on third party sources believed to be reliable but is not guaranteed as to its accuracy, completeness or timeliness, nor is it a complete statement or summary of any securities, markets or developments referred to. The information within this Report should not be regarded by recipients as a substitute for the exercise of their own judgement.

The information in this Report has no regard to the specific investment objectives, financial situation or particular needs of any specific recipient and is published solely for informational purposes and is not to be construed as a solicitation or an offer to buy or sell any securities or related financial instruments. In the absence of detailed information about you, your circumstances or your investment portfolio, the information does not in any way constitute investment advice. If you have any doubt about any of the information presented, please consult your stockbroker, accountant, bank manager or other independent financial advisor.

The value of investments can fall as well as rise and you may not get back the amount you have invested. Income from an investment may fluctuate in money terms. If the investment involves exposure to a currency other than that in which acquisitions of the investments are invited, changes in the rates of exchange may cause the value of the investment to go up or down. Past performance is not necessarily a guide to future performance.

Any opinions expressed in this Report are subject to change without notice and Cape Wrath Capital is not under any obligation to update or keep current the information contained herein. Sources for all tables and graphs herein are Cape Wrath Capital unless otherwise indicated.

The information provided is "as is" without any express or implied warranty of any kind including warranties of merchantability, non-infringement of intellectual property, or fitness for any purpose. Because some jurisdictions prohibit the exclusion or limitation of liability for consequential or incidental damages, the above limitation may not apply to you. Users are therefore warned not to rely exclusively on the comments or conclusions within the Report but to carry out their own due diligence before making their own decisions.

Unless otherwise stated Equity Market price indices used within this publication are sourced or derived from data supplied by MSCI. Neither MSCI nor any other party involved in or related to compiling, computing or creating the MSCI data makes any express or implied warranties or representations with respect to such data (or the results to be obtained by the use thereof), and all such parties hereby expressly disclaim all warranties of originality, accuracy, completeness, merchantability or fitness for a particular purpose with respect to any of such data. Without limiting any of the foregoing, in no event shall MSCI, any of its affiliates or any third party involved in or related to compiling, computing or creating the data have any liability for any direct, indirect, special, punitive, consequential or any other damages (including lost profits) even if notified of the possibility of such damages. No further distribution or dissemination of the MSCI data is permitted without MSCI's express written consent.

Cape Wrath Capital, employees of Cape Wrath Capital, or individuals connected to them, may have or have had interests of long or short positions in, and may at any time make purchases and/or sales as principal or agent in, the relevant securities or related financial instruments discussed in this Report.

© 2024 Cape Wrath Capital. Authorised and regulated by the FCA, registration number 955224. This status can be checked with the FCA on 0800 111 6768 or on the FCA website. All rights reserved. No part of this Report may be reproduced or distributed in any manner without the written permission of Cape Wrath Capital.

Fund Manager



Adam Rackley, CFA

After working as an analyst at the Alliance Trust, Adam joined Montanaro Asset Management, where he managed a smallcap income fund. Leaving the City in 2010, he taught the CFA qualification at BPP, and later managed equity research teams for CRISIL in Mumbai. In 2015 Adam returned to London and set-up Cape Wrath Capital. He has degrees in Philosophy, Politics & Economics, and Finance & Financial Law. Adam has served as a platoon commander with the 1st Battalion Black Watch and is the Principal at Curzon Financial Training. In his free time, Adam enjoys making marmalade and spending time outdoors with his children. He once took six months off to write a book ('Salt, Sweat, Tears'), and has swum the Channel, rowed the Atlantic, cycled Lands End to John o' Groats and run across England, Scotland and Wales.

Cape Wrath Capital
16 Trinity Square
Llandudno
LL30 2RB

01492 862885
contact@capewrathcapital.com
www.capewrathcapital.com

Dealing Information

Daily dealing / 12 noon valuation point
Dealing line +44 (0)1343 880344
Class A GBP ISIN: GB00BYQLQR34
Class B GBP ISIN: GB00BYQLQV79

ACD & Administrator

Valu-Trac Investment Management
Orton
Moray
IV32 7QE

Depository

National Westminster Bank Plc
Trustee & Depository Services
Drummond House
2nd Floor, 1 Redheughs Avenue
Edinburgh
EH12 9RH

Auditor

Frame Kennedy
4th Floor, Metropolitan House
31-33 High Street
Inverness
IV1 1HT